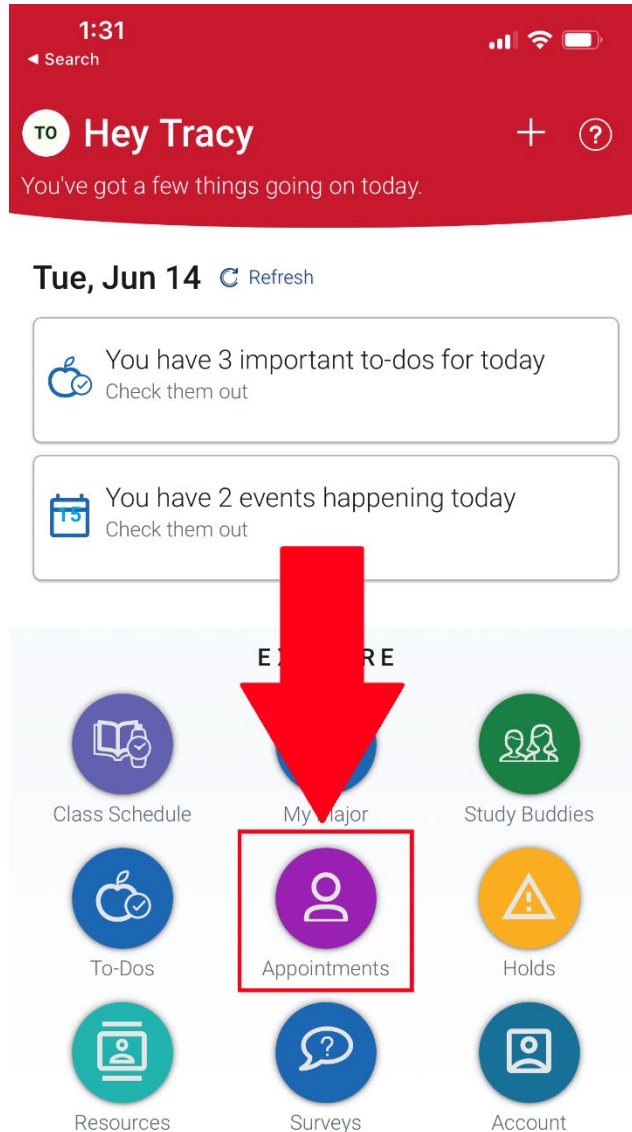


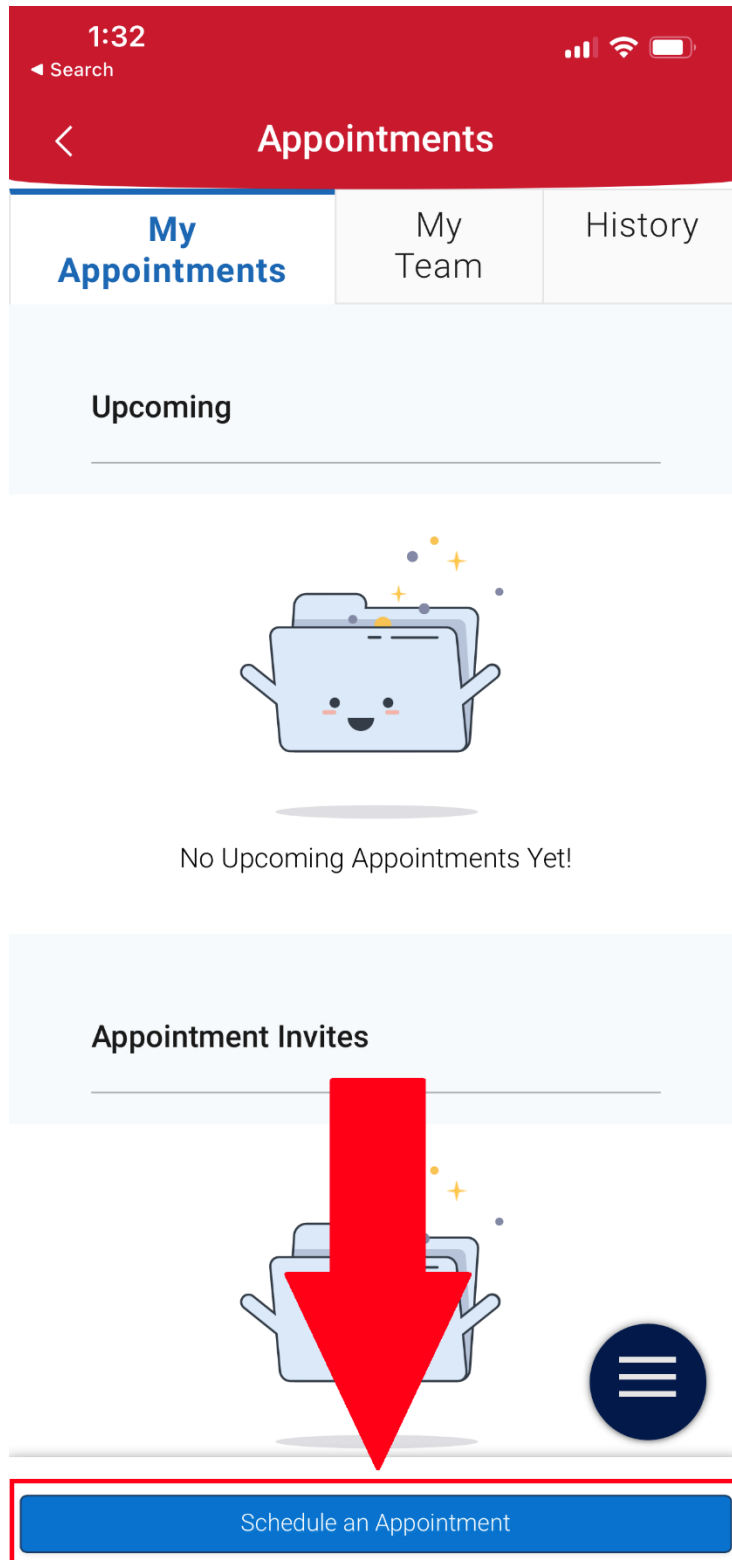


# Scheduling an Honors Appointment in the Navigate Student App


1. After logging into your Navigate Student app, select tap the **Appointments** tile



## 2. Tap **Schedule an Appointment**



3. Tap the first dropdown and select **University Honors Program**



### What can we help you find?

Below, you will find available options for scheduling an appointment. If you cannot find something that you are looking for, try the other appointment options to see available options f...

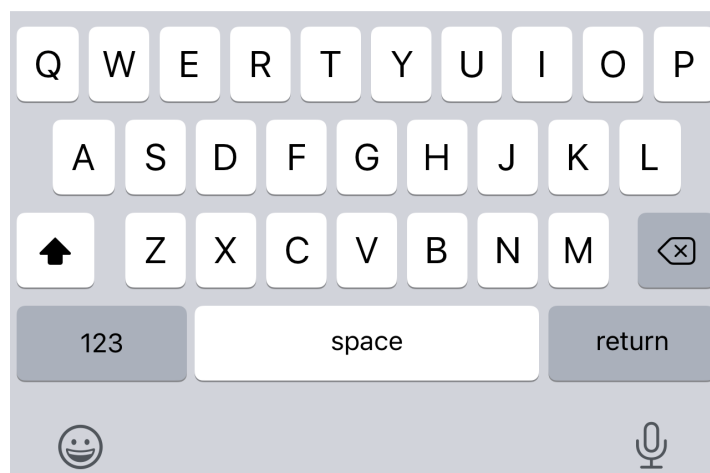
[Show more](#) ▾

\*What type of appointment would you like to schedule?


- ✓ Advising
- ✓ Student Services
- ✓ University Honors Program

Pick a Date ⓘ

Tuesday, June 14th 2022



4. Select one **Service** you want at this appointment



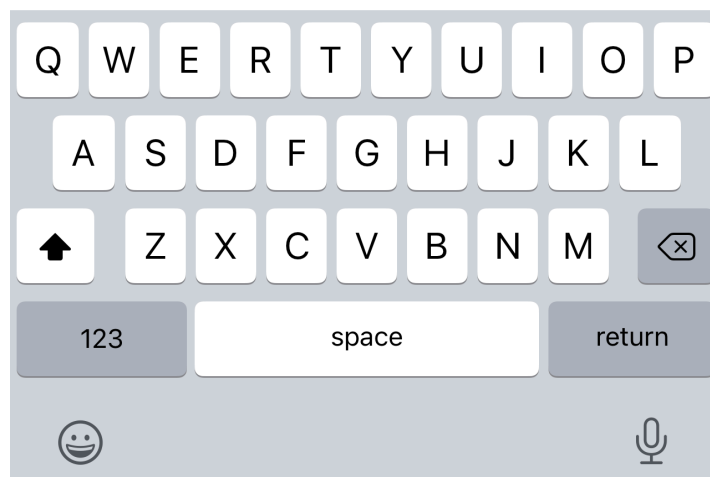
\*What type of appointment would you like to schedule?

University Honors Program x

\*Service

University Honors

- ✓ Capstone Advising
- ✓ General Advising (Freshman/Sophomore)
- ✓ General Advising (Junior/Senior)
- ✓ Honors Engaged Info
- ✓ In-Course-Contract Advising
- ✓ Initial Advising



## 5. Select a **Date** you'd like to meet

1:33  
◀ Search

< **New Appointment**

### What can we help you find?

Below, you will find available options for scheduling an appointment. If you cannot find something that you are looking for, try the other appointment options to see available options f...  
[Show more](#) ▾

\*What type of appointment would you like to schedule?

University Honors Program × ▾

\*Service

General Advising (Freshman/Sophomore) × ▾

Pick a Date ⓘ

Wednesday, June 15th 2022 ▾

Find Available Time

---


### Other Options

[Request Appointment Time](#)

[Meet With Your Success Team](#)



## 6. Tap **Find Available Time**





### What can we help you find?



Below, you will find available options for scheduling an appointment. If you cannot find something that you are looking for, try the other appointment options to see available options f...

[Show more](#) 


\*What type of appointment would you like to schedule?

\*Service

Pick a Date 

### Other Options

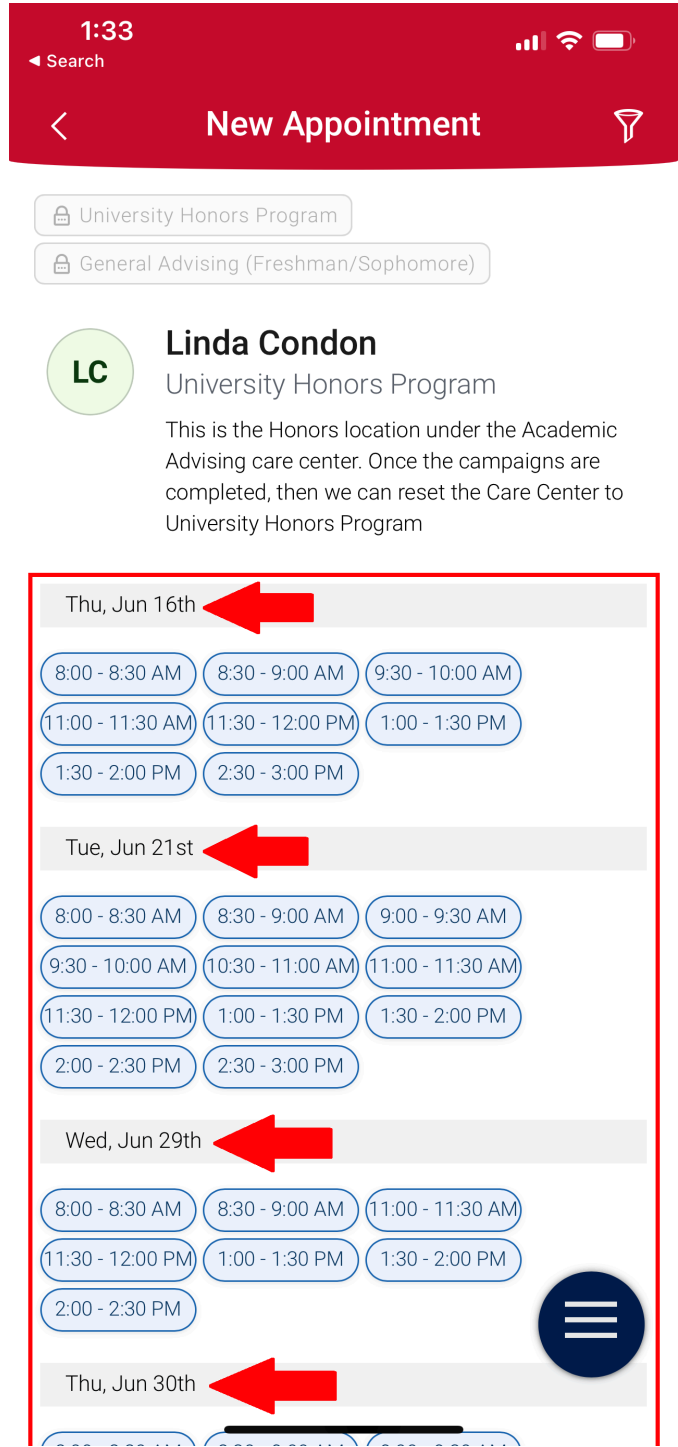


[Request Appointment Time](#)

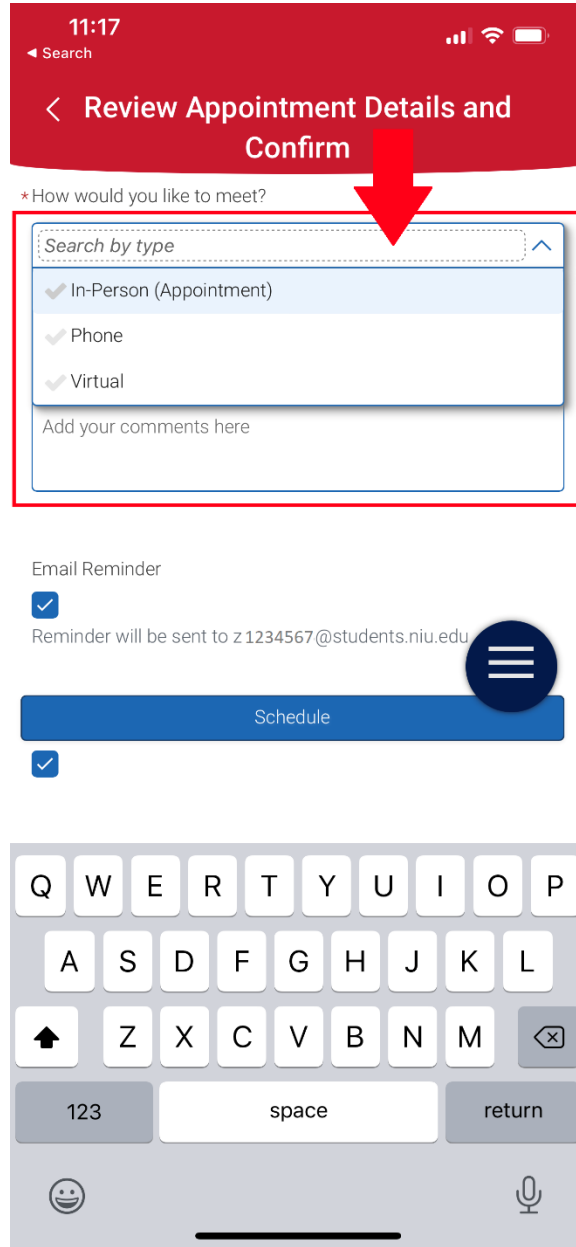
[Meet With Your Success Team](#)



7. **Select a time.** If there are Availability times for that Service will be displayed.  
**IMPORTANT:** Look carefully at the gray banners listing dates of available times. The results may contain multiple alternative dates rather than only the one you selected.

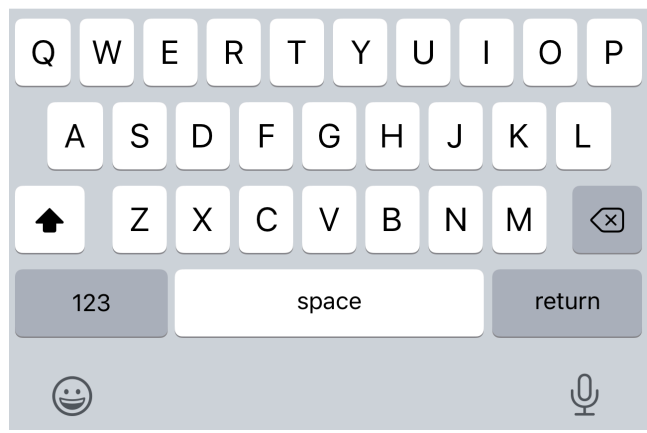
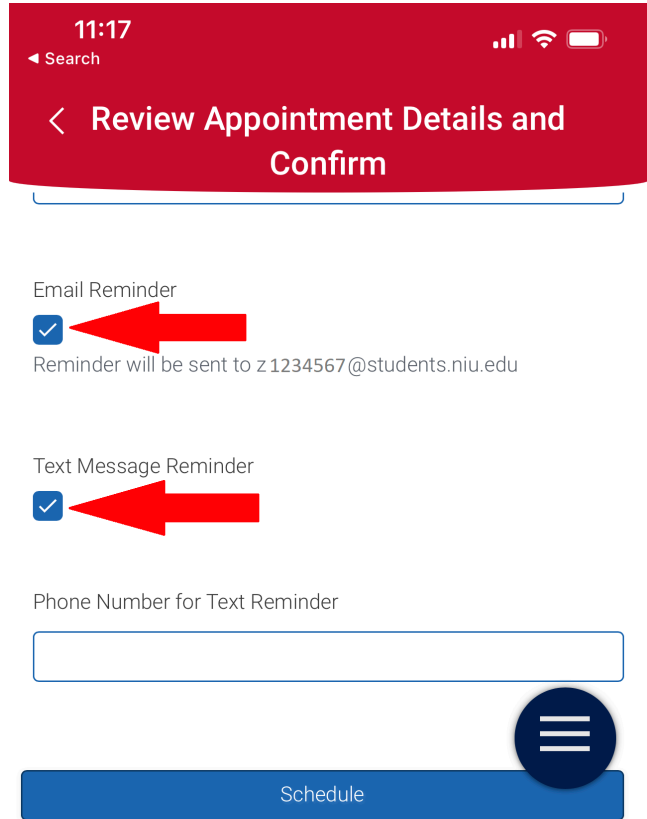


8. Select your **meeting type** and add enter any **Comments** you want the person you are scheduling with to see.





9. Select desired **email or text appointment reminders**. If you want a text reminder, be sure to also enter your phone number in the text box below. Then tap **Schedule**. Your Honors appointment is now scheduled!



For questions or assistance with Navigate Staff or Navigate Student, please visit [go.niu.edu/navigate](https://go.niu.edu/navigate) to select the help link.

